

TABLE OF CONTENTS

	para.	page
CHAPTER 1. DESCRIPTION, AUTOMATIC PISTOL CAL.		
.45, M1911 AND M1911A1	1-2	3
CHAPTER 2. MECHANICAL TRAINING, PISTOL		
Section I. Disassembly and Assembly	3-8	9
II. Functioning	9	16
III. Loading, Firing, and Unloading	10-13	21
IV. Malfunctions, Stoppages, and Immediate Action	14-24	22
V. Accessories		30
VI. Ammunition	25-30	30
CHAPTER 3. MANUAL OF ARMS FOR THE PISTOL	31-33	34
CHAPTER 4. MARKSMANSHIP TRAINING, PISTOL		
Section I. General	34-36	36
II. Preparatory Marksmanship Training	37-41	36
Supplement "A", Suggested Firing Courses		40
CHAPTER 5. INSPECTION, DETAIL DISASSEMBLY, REPAIR AND REPLACEMENT, PISTOLS		
Section I. Inspection Prior to Disassembly	42-45	49
II. Detail Disassembly	46-47	58
III. Inspection After Complete Disassembly.	48	70
IV. Repair and Replacement	49-51	75
V. Reassembly	52-54	76
VI. Effects and Probable Causes of Accidents and Malfunctions	55	81
Supplement "B" Tools, Gauges and Fixtures (Pistols M1911 and M1911A1).	56-57	86

PART ONE — AUTOMATIC PISTOLS
CHAPTER ONE — DESCRIPTION
SECTION 1
GENERAL CHARACTERISTICS-
AUTOMATIC PISTOL CAL. 45, M1911 AND M1911A1

1. DESCRIPTION.

a. The Automatic Pistols, Cal. .45, M1911 and M1911A1, are recoil-operated, magazine-fed, self-loading hand weapons (figs. 1, 2, and 3). The gas generated from a cartridge fired in either pistol is utilized to extract and eject the empty cartridge case, cock the hammer, and force the slide to the rearmost position, thereby compressing the recoil spring. The action of the recoil spring forces the slide forward. This feeds a live cartridge from the magazine into the chamber leaving the weapon ready to fire again.

b. The M1911A1 Pistol is a modification of the M1911 Pistol, (figs. 2 and 4) but its operation is exactly the same and the differences do not affect the maintenance. In the model M1911A1 the differences are:

- (1) The tang of the grip safety is extended to provide better protection for the hand.
- (2) A clearance cut is made on the receiver for the trigger finger.
- (3) The face of the trigger is cut back and knurled.
- (4) The mainspring housing is raised in the form of a curve to fit the palm of the hand and is knurled.
- (5) The top of the front sight is widened, rear notch widened .

c. The pistol is designed to fire **CARTRIDGE**, ball, Cal. .45, M1911. The magazine holds seven cartridges. The upper cartridge is stripped from the magazine and forced into the chamber by the forward motion of the slide. The pistol fires once at each squeeze of the trigger. When the last cartridge in the magazine has been fired, the slide remains open. The magazine catch is then depressed and the magazine is forced out by the magazine spring. The rate of fire is limited only by the ability of the operator to insert magazines and to squeeze the trigger .

2. GENERAL DATA.

a. Characteristics.

Barrel.

Caliber of bore	0.45 in.
Number of grooves	6 in.
Twist in rifling, uniform L. H., (one turn)	16 in.
Length of barrel	5.03 in.



Figure 1 — Right Side of Pistol M1911A1

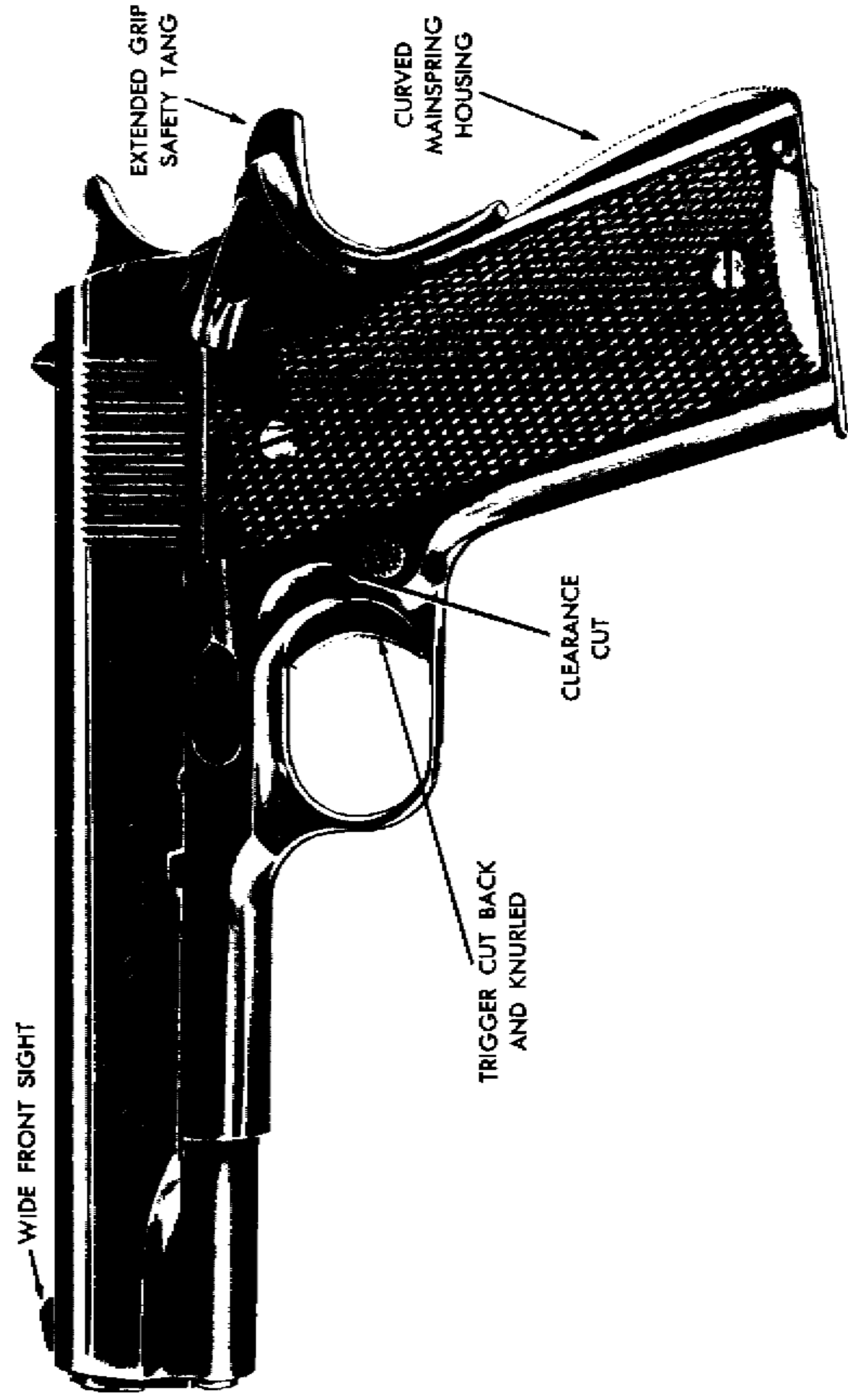


Figure 2 — Left Side of Pistol M1911A1 Showing Exterior Difference Between It and M1911




Figure 3 — Right Side of Pistol M1911

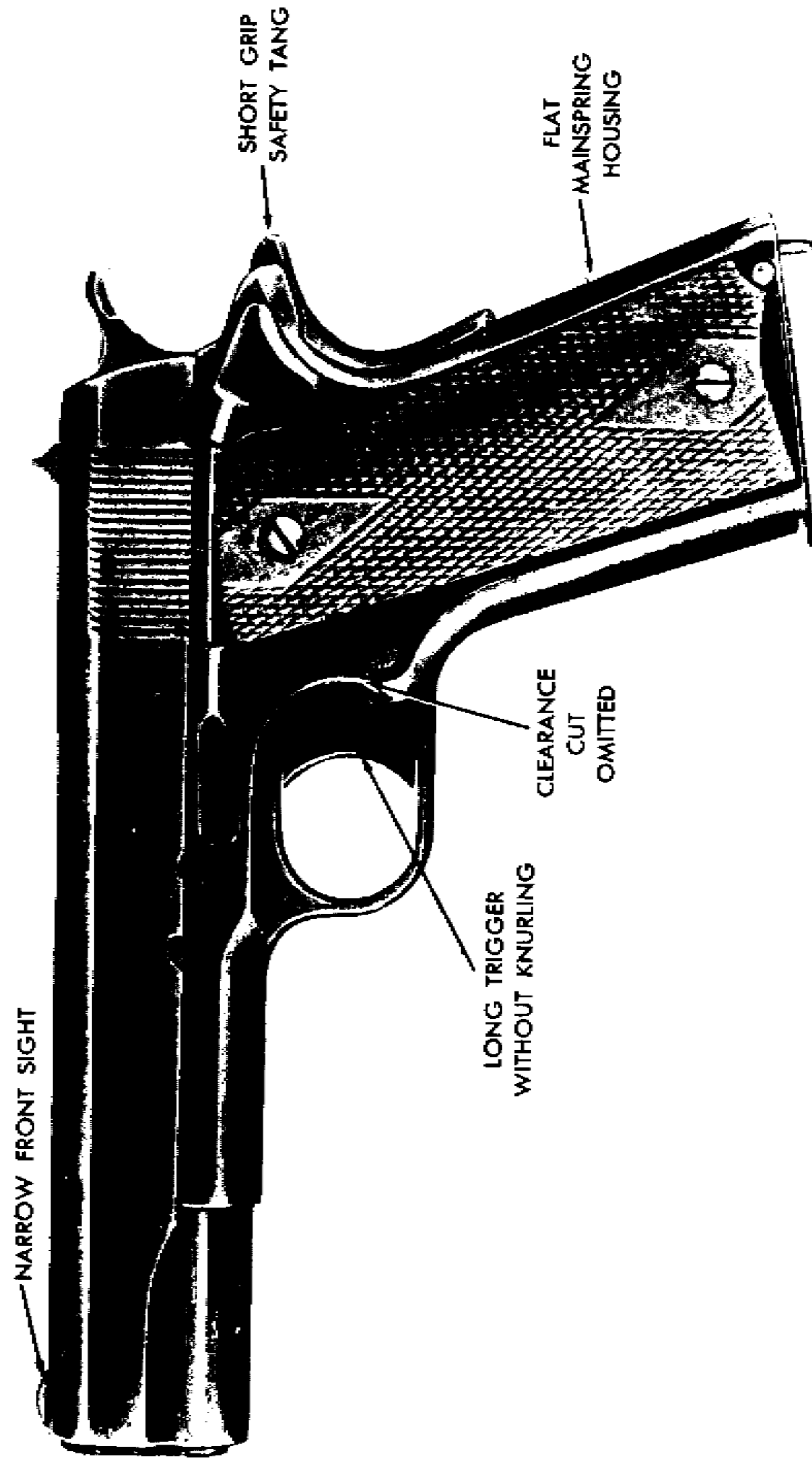


Figure 4 — Left Side of Pistol M1911 Showing Exterior Differences Between It and M1911A1